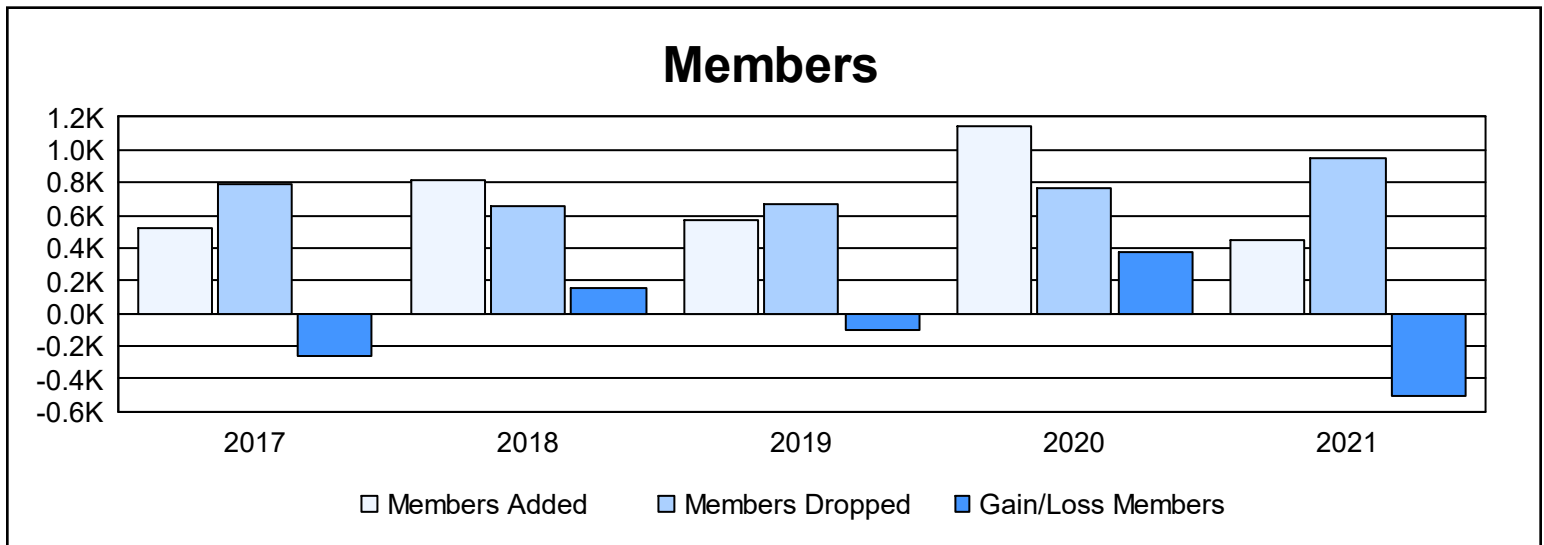
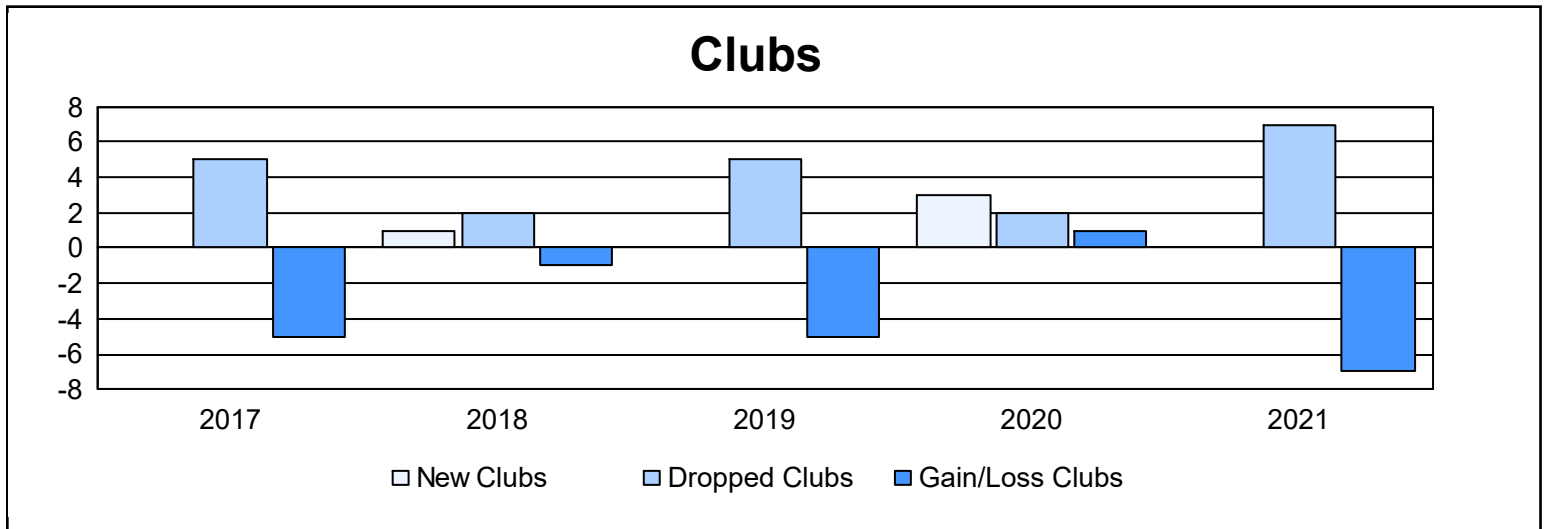
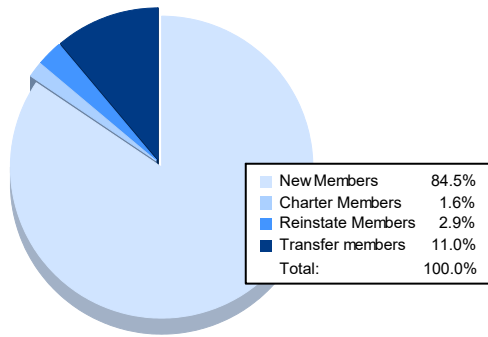


| Year | New Clubs | Dropped Clubs | Gain/ Loss Clubs | New Members | Charter Members | Reinstate Members | Transfer Members | Total Member Added | Total Members Dropped | Gain/ Loss Members |
|----------------|-----------|---------------|------------------|-------------|-----------------|-------------------|------------------|--------------------|-----------------------|--------------------|
| 2016-2017 | 0 | 5 | -5 | 480 | 0 | 20 | 26 | 526 | 786 | -260 |
| 2017-2018 | 1 | 2 | -1 | 739 | 30 | 14 | 34 | 817 | 660 | 157 |
| 2018-2019 | 0 | 5 | -5 | 556 | 0 | 8 | 9 | 573 | 672 | -99 |
| 2019-2020 | 3 | 2 | 1 | 987 | 76 | 49 | 29 | 1,141 | 765 | 376 |
| 2020-2021 | 0 | 7 | -7 | 375 | 7 | 13 | 49 | 444 | 951 | -507 |
| Average | 1 | 4 | -3 | 627 | 23 | 21 | 29 | 700 | 767 | -67 |



Membership Composition June 2021 Cumulative



Gender Composition June 2021 Cumulative

